



### District Report Card: 2017


<b>State:</b> Maharashtra	<b>District:</b> Ratnagiri
<b>Class:</b> 3	<b>Subject:</b> Mathematics
<b>Schools:</b> 58	<b>Students:</b> 844


### Participation/Coverage


#### Students

<b>GENDER</b> 	Boys		Girls	
	Number	%	Number	%
	435	51.54	409	48.46

<b>AREA</b> 	Rural		Urban	
	Number	%	Number	%
	604	71.56	240	28.44

<b>CATEGORY</b> 	SC		ST		OBC		GEN	
	Number	%	Number	%	Number	%	Number	%
	57	6.75	28	3.32	519	61.49	240	28.44

<b>CWSN</b> 	LD	VI	HI	S&LD	ID	Oth
	1	0	0	0	2	3

<b>Management</b> 	Government		Government-aided	
	Number	%	Number	%
	616	72.99	228	27.01

### Average Performance of Students in Mathematics (%)

Overall	Gender		Area		Management		Social Group			
	Male	Female	Rural	Urban	Govt.	Aided	SC	ST	OBC	GEN
76.44	76.67	76.19	78.50	71.25	77.82	72.69	71.11	80.95	77.08	75.78

## Performance on Learning Outcomes (LOs)

Learning Outcomes	Description	Average Performance(%)
M301	Reads and writes numbers up to 999 using place value	74.53
M302	Compares numbers up to 999 based on their place values	88.51
M303	Solves simple daily life problems using addition and subtraction of three digit numbers with and without regrouping	71.93
M304	Constructs and uses the multiplication facts (up till 10) in daily life situations	71.27
M305	Analyses and applies an appropriate number operation in the situation/ context	77.96
M306	Explains the meaning of division facts by equal grouping/sharing and finds it by repeated subtraction	73.46
M309	Identifies and makes 2D-shapes by paper folding, paper cutting on the dot grid, using straight lines etc.	94.21
M311	Fills a given region leaving no gaps using a tile of a given shape	77.34
M312	Estimates and measures length and distance using standard units like centimeters or meters & identifies relationships	28.37
M317	Reads the time correctly to the hour using a clock/watch	84.12
M318	Extends patterns in simple shapes and numbers	68.74
M319	Records data using tally marks, represents pictorially and draws conclusions	93.72

Range of Performance of Students who Answered Correctly							
Below 30%		30% - 50%		50% - 75%		Above 75%	
Number	%	Number	%	Number	%	Number	%
15	1.78	86	10.19	249	29.50	494	58.53

### Lowest Performing Learning Outcomes (LOs)

- 1 - Estimates and measures length and distance using standard units like centimeters or meters & identifies relationships (28.37)
- 2 - Extends patterns in simple shapes and numbers (68.74)
- 3 - Constructs and uses the multiplication facts (up till 10) in daily life situations (71.27)
- 4 - Solves simple daily life problems using addition and subtraction of three digit numbers with and without regrouping (71.93)
- 5 - Explains the meaning of division facts by equal grouping/sharing and finds it by repeated subtraction (73.46)